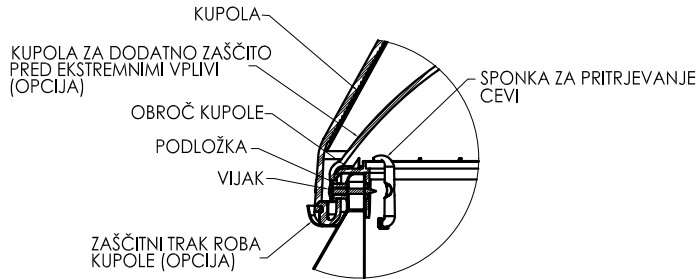
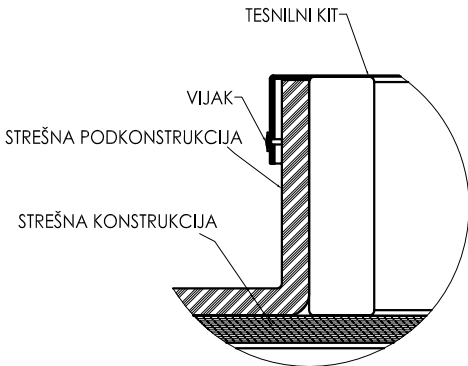


REVISIONS				
ECO	REV.	DESCRIPTION	DATE	INC.
	A	RELEASED	2/27/2004	CS
	B	ADDED "CAP" TO DIMENSION CALLOUT IN TOP VIEW	2/20/2008	CS
	C	CHANGED "CURB MOUNT FLASHING" TO "CURB CAP"	9/12/2008	CS

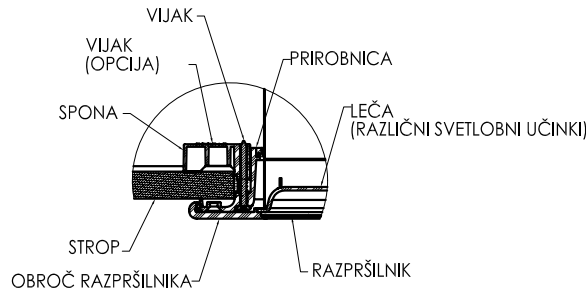
SOLATUBE 290 DS Z OBROBO Z ROBOM



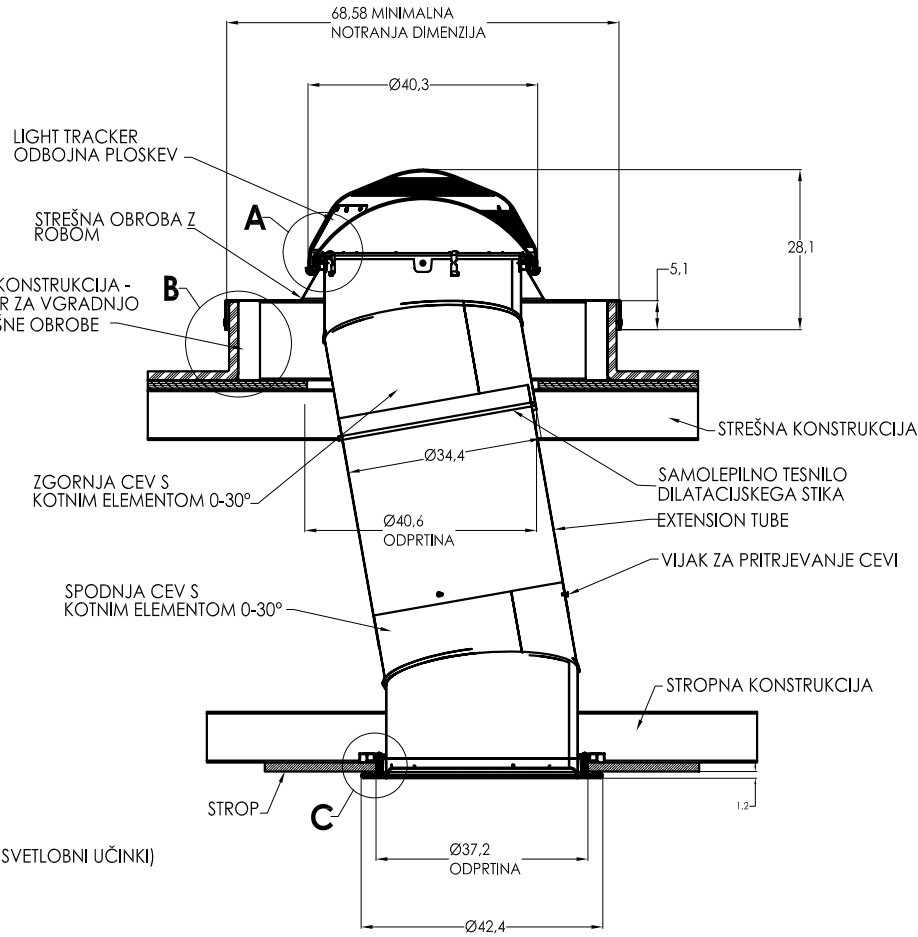
**DETAIL A
MERO 3 : 1**



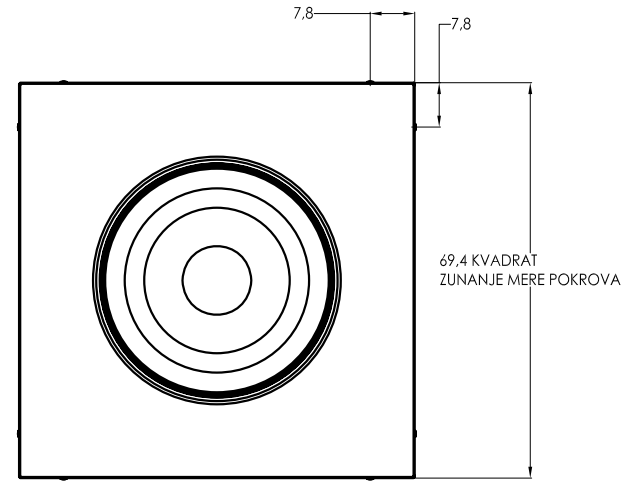
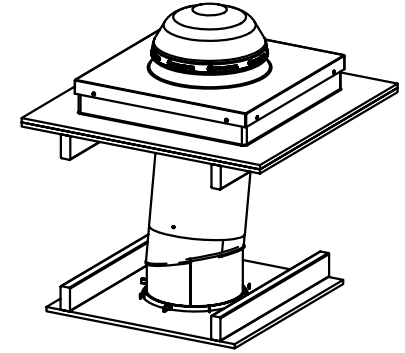
**DETAIL B
MERO 3 : 1**



**DETAIL C
MERO 3 : 1**



**PREREZ SKOZI SOLATUBE 290 DS
MERO 1:1**



DIMENZIJE OBROBE

OPOMBA. Mere so v cm

UNLESS OTHERWISE SPECIFIED: DIMENSION TOLERANCE FRACTION : ± 1/4" INCH X ± .1		MILLIMETER (X) ± 0.3		SOLATUBE INTERNATIONAL, INC. COPYRIGHT 2006 WWW.SOLATUBE.COM		 <small>2200 CHINA ROAD, SUITE 100 VISTA, CALIFORNIA 92081-4341 PH: (760) 597-4420</small>	
MATERIAL -	DRAWN BY STEVENS	DATE 11/2/06	TITLE: SOLATUBE 290 DS CURB CAP HARD CEILING				
FINISH -	CHECKED BY -	DATE -	SIZE D	DWG. NO. 290DS-HC-CF	REV C	SCALE: 1:1	SHEET 1 OF 1
DO NOT SCALE DRAWING							